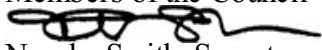


COUNCIL OF THE DISTRICT OF COLUMBIA
1350 Pennsylvania Avenue, N.W.
Washington D.C. 20004

Memorandum

To : Members of the Council

From : Nyasha Smith, Secretary to the Council
Date : Monday, April 20, 2026
Subject : Referral of Proposed Legislation

Notice is given that the attached proposed legislation was introduced in the Office of the Secretary on Monday, April 20, 2026. Copies are available in Room 10, the Legislative Services Division.

TITLE: "Fiscal Year 2026 Revised Local Budget Temporary Act of 2026", B26-0663

INTRODUCED BY: Chairman Mendelson, at the request of Mayor

Retained by the Council with comments from the Committee on Committee of the Whole.

Attachment
cc: General Counsel
Budget Director
Legislative Services



MURIEL BOWSER
MAYOR

April 14, 2026

The Honorable Phil Mendelson, Chairman
Council of the District of Columbia
1350 Pennsylvania Avenue, NW
Washington, DC 20004

Dear Chairman Mendelson:

On behalf of the more than 700,000 residents of Washington, DC, I am pleased to submit to the Council of the District of Columbia my Fiscal Year 2027 Proposed Budget and Financial Plan, *Grow DC*.¹ This budget reflects our resilience, our values, and our continued commitment to building a stronger, safer, and more vibrant city.

It's worth repeating that Washington, DC is a world-class city, delivering first-class services and projects to our residents. We have the number one park system in the nation; built 36,000 new homes in less than five years; lead the nation in office-to-residential conversions; have the fastest improving urban school district; and have driven down crime to its lowest levels in at least three decades. And last year, we secured the city's largest private investment with the announcement that our Washington Commanders would come back home to a new RFK Stadium.

With this budget we remain laser focused on growing our local economy. Before the COVID-19 pandemic, the city's economic growth was predictable. We had a fast-growing population and strong downtown demand that led to steady revenue growth which allowed us to expand our programs and services. However, this is not the economy we have today. While our population is still growing that growth is happening slowly widespread teleworking continues to strain our commercial office market, and federal job losses have impacted thousands of District households, all of which contribute to slower revenue growth. The *Grow DC* budget faces these new economic realities head on so that we can continue growing our economy and delivering world-class city services.

Investing in High-Quality Education

Our years of investing in public education have delivered results our city can be proud of—our highest ever graduation rate, continued enrollment gains, and great schools in all eight wards. That's why the

¹ Included in this submission are the Fiscal Year 2027 Local Budget Act of 2026, the Fiscal Year 2027 Federal Portion Budget Request Act of 2026, and the Fiscal Year 2027 Budget Support Act of 2026. In addition, I am submitting the following accompanying measures: the Fiscal Year 2026 Revised Local Budget Emergency Act of 2026, the Fiscal Year 2025 Revised Local Budget Temporary Act of 2026, and the Fiscal Year 2026 Revised Local Budget Emergency Declaration Resolution of 2026.

Grow DC budget increases the Uniform Per Student Funding Formula by 2.55 percent, bringing the foundation level to \$15,455 per student, and supports nearly 100,000 public and public charter students. We are expanding the Advanced Technical Centers, which give our high school students hands-on career and technical education, and we are expanding high-impact tutoring to help more students recover and grow academically.

The *Grow DC* budget provides continued support to the DC Futures Program² to ensure residents pursuing degrees at the University of the District of Columbia (UDC) can finish their programs. Our six-year capital plan includes more than \$2 billion to modernize public school facilities, upgrade technology, and support improvements at UDC, including funds necessary to unlock its first-ever student housing through a public-private partnership.

Continuing Historic Progress in Public Safety

We have made significant progress in driving down crime since it spiked in 2023, resulting in the lowest amount of violent crime in at least 30 years. The *Grow DC* budget builds on this momentum by ensuring MPD has the resources to hire, recruit, and retain officers, while also supporting full funding for the Fire and Emergency Medical Services Department, Office of Unified Communications, Department of Corrections, Department of Forensic Sciences, and other core agencies in our public safety ecosystem.

We are investing more than \$500 million in our six-year capital plan to modernize public safety facilities, purchase new firetrucks and ambulances, replace aging and outdated equipment, increase housing capacity at our juvenile justice facilities, and upgrade critical communications and public safety technology so our first responders have the tools they need to help keep us safe.

Growing Our Local Economy and Making It Easier to Do Business

To keep DC competitive and ensure the city's strong economic future, the *Grow DC* budget reduces the cost of doing business by lowering business-related fees, supports major redevelopment projects through targeted incentives, and continues to invest in grant programs to help our small businesses thrive.

We continue to diversify our economy through the Vitality Fund³, the Tech Ecosystem Fund⁴, and new housing tax abatements to encourage production of moderate-income, "missing middle" housing. We are also investing significantly in the revitalization of Downtown and unlocking underutilized spaces citywide—from Hill East to Poplar Point to the RFK campus.

Expanding Health Care Access and Supporting Residents in Need

Nearly four in ten DC residents depend on our Medicaid, Basic Health Plan, or Alliance programs. The *Grow DC* budget maintains comprehensive coverage while also responding to rising health care costs. We are adding new dental and vision benefits for Basic Health Plan and Alliance enrollees, funding new chip cards for our SNAP participants to help prevent benefit theft, and expanding bridge housing and homelessness prevention programs. We are funding the replacement of key shelter facilities and capital improvements that support residents experiencing homelessness. And to support our seniors,

² <https://www.udc.edu/dc-futures/>

³ <https://dmped.dc.gov/page/vitalityfund>

⁴ <https://dmped.dc.gov/page/TEF>

this budget protects programs and services at the Department of Aging and Community Living and continues our investment in a new Senior Wellness Center in Ward 2.

Protecting Core Public Services

Residents need clean neighborhoods, reliable transportation, accessible recreation, and responsive services. The *Grow DC* budget maintains strong funding for the Department of Parks and Recreation (DPR), DC Public Libraries (DCPL), Department of Public Works, District Department of Transportation, Department of Energy and the Environment, and Department of Motor Vehicles to ensure reliable core public services for our residents and businesses.

We continue to support community programs offered at DCPL and DPR, including the newly opened Fort Dupont Ice Arena, and we are maintaining the Clean Corridors program to keep commercial areas safe and welcoming. To maintain our innovative edge, the *Grow DC* budget funds the development of digital drivers' licenses which will let residents have secure, electronic versions of their drivers' licenses stored in their digital wallets.

Major capital investments across the city will modernize recreation centers, all public libraries, and fund planning and design work on the 125-acre Kenilworth Park North, which could lead to the creation of a state-of-the-art destination park in Ward 7. Our capital plan also includes nearly \$900 million to improve major bridges and continue our work to maintain our roads, sidewalks, and alleys. We also continue our transportation funding commitments to WMATA, Capital Bikeshare, and expanded trails and pedestrian networks.


Looking Forward

We have faced significant challenges over the past few years. But Washington, DC, remains strong because of our residents and businesses and because we have been strong stewards of taxpayer dollars over the past three decades.


Today, focusing on growth is more important than it ever was in Washington, DC. For all the things we love about our city—our great schools, parks, transportation, arts, culture, and restaurants—they all require us to have robust revenues to make robust investments. For that, we need a pro-growth budget which we are now delivering with *Grow DC*.

Thank you for your continued trust and engagement.

Sincerely,



Muriel Bowser
Mayor


Chairman Phil Mendelson
at the request of the Mayor

1
2
3
4
5
6
7
8
9
10
11
12
13
14
15
16
17
18
19
20
21
22
23
24
25
26
27
28
29
30
31
32

A BILL

IN THE COUNCIL OF THE DISTRICT OF COLUMBIA

To adjust, on a temporary basis, certain allocations in the Fiscal Year 2026 Local Budget Act of 2025 to reflect changes to revenue and costs and maintain a balanced budget for the fiscal year ending September 30, 2026.

BE IT ENACTED BY THE COUNCIL OF THE DISTRICT OF COLUMBIA,

That this act may be cited as the “Fiscal Year 2026 Revised Local Budget Temporary Act of 2026”.

Sec. 2. Fiscal Year 2026 budget adjustments.

(a) The budget adopted in the Fiscal Year 2026 Local Budget Act of 2025, effective October 23, 2025 (D.C. Law 26-51; 72 DCR 9797), is decreased by (\$119,152,710.13) (comprising (\$93,900,449.13) rescinded from local funds, \$2,587,640.00 added to special purpose revenue funds, (\$11,547,297.00) rescinded from dedicated taxes, and (\$16,292,604.00) rescinded from enterprise and other funds).

(b) The adjustments made by subsection (a) of this section are allocated as follows:

Governmental Direction and Support

The appropriation for Governmental Direction and Support is increased by \$16,085,234.13 (comprising \$14,796,594 added to local funds and \$1,288,640.00 added to special purpose revenue funds), to be allocated as follows:

- 33 (1) Contract Appeals Board: (\$7,750.00) is rescinded from local funds;
34 (2) Department of General Services: \$13,754,139.00 is added to local
35 funds;
36 (3) Department of Human Resources: (\$356,940.00) is rescinded from
37 local funds;
38 (4) Office of Campaign Finance: \$5,000,000.00 is added to local funds;
39 (5) Office of Contracting and Procurement: (\$709,499.00) is rescinded
40 from local funds;
41 (6) Office of Disability Rights: (\$98,221.00) is rescinded from local funds;
42 (7) Office of Risk Management: (\$130,980.00) is rescinded from local
43 funds;
44 (8) Office of the Chief Financial Officer: \$1,288,640.00 is added to special
45 purpose revenue funds;
46 (9) Office of the Chief Technology Officer: (\$2,734,678.00) is rescinded
47 from local funds; and
48 (10) Office of the Mayor: \$80,523.00 is added to local funds.

49 **Economic Development and Regulation**

50 The appropriation for Economic Development and Regulation is increased by
51 \$8,525,522.87 in local funds, to be allocated as follows:

- 52 (1) Department of Housing and Community Development: (\$362,841.19)
53 is rescinded from local funds;
54 (2) Department of Small and Local Business Development: (\$142,914.00)
55 is rescinded from local funds;

56 (3) Housing Authority Payment: \$19,759,427.36 is added to local funds;

57 (4) Housing Production Trust Fund Subsidy: (\$10,000,000.00) is

58 rescinded from local funds;

59 (5) Office of Cable Television, Film, Music, and Entertainment:

60 (\$20,000.00) is rescinded from local funds;

61 (6) Office of Planning: (\$176,447.30) is rescinded from local funds;

62 (7) Office of the Deputy Mayor for Planning and Economic Development:

63 (\$493,060.00) is rescinded from local funds; and

64 (8) Rental Housing Commission: (\$38,642.00) is rescinded from local

65 funds.

66 **Public Safety and Justice**

67 The appropriation for Public Safety and Justice is increased by \$15,074,620.00 in

68 local funds, to be allocated as follows:

69 (1) Criminal Justice Coordinating Council: (\$61,584.00) is rescinded from

70 local funds;

71 (2) Department of Corrections: \$2,800,000.00 is added to local funds;

72 (3) Department of Forensic Sciences: (\$2,106,914.00) is rescinded from

73 local funds;

74 (4) District of Columbia Sentencing Commission: (\$54,632.00) is

75 rescinded from local funds;

76 (5) Metropolitan Police Department: \$18,700,000.00 is added to local

77 funds;

78 (6) Office of Administrative Hearings: (\$390,917.00) is rescinded from

79 local funds;
80 (7) Office of Human Rights: (\$276,884.00) is rescinded from local funds;
81 (8) Office of Neighborhood Safety and Engagement: (\$732,435.00) is
82 rescinded from local funds;
83 (9) Office of Police Complaints: (\$51,294.00) is rescinded from local
84 funds;
85 (10) Office of the Chief Medical Examiner (\$81,647.00) is rescinded from
86 local funds;
87 (11) Office of Unified Communications: (\$1,366,687.00) is rescinded
88 from local funds; and
89 (12) Office of Victim Services and Justice Grants: (\$1,302,386.00) is
90 rescinded from local funds.

91 **Public Education System**

92 The appropriation for Public Education System is increased by \$32,488,203.00 in
93 local funds, to be allocated as follows:
94 (1) Department of Parks and Recreation: \$1,332,007.00 is added to local
95 funds;
96 (2) District of Columbia Public Charter Schools: \$11,100,000 is added to
97 local funds;
98 (3) District of Columbia Public Library: (\$1,250,000.00) is rescinded from
99 local funds;
100 (4) Office of the Deputy Mayor for Education: (\$869,164.00) is rescinded
101 from local funds;

102 (5) Office of the State Superintendent of Education: \$25,158,058.00 is
103 added to local funds;

104 (6) University of the District of Columbia Subsidy Account:
105 (\$2,982,698.00) is rescinded from local funds.

106 **Human Support Services**

107 The appropriation for Human Support Services is decreased by (\$48,151,372.00)
108 in local funds, to be allocated as follows:

109 (1) Child and Family Services Agency: (\$5,000,000.00) is rescinded from
110 local funds;

111 (2) Department of Aging and Community Living: (\$245,000.00) is
112 rescinded from local funds;

113 (3) Department of Health Care Finance: (\$47,302,318.00) is rescinded
114 from local funds;

115 (4) Department of Human Services: \$4,781,253.00 is added to local funds;

116 (5) Department on Disability Services: (\$310,000.00) is rescinded from
117 local funds;

118 (6) Office of the Deputy Mayor for Health and Human Services:
119 (\$75,307.00) is rescinded from local funds.

120 **Operations and Infrastructure**

121 The appropriation for Operations and Infrastructure is increased by
122 \$33,475,799.07 in local funds, to be allocated as follows:

123 (1) Department of Buildings: (\$478,793.93) is rescinded from local funds;

124 (2) Department of Energy and Environment: (\$582,339.00) is rescinded

125 from local funds;

126 (3) Department of Insurance, Securities, and Banking: (\$4,166.00) is

127 rescinded from local funds;

128 (4) Department of Licensing and Consumer Protection: (\$628,335.00) is

129 rescinded from local funds;

130 (5) Department of Motor Vehicles: (\$1,848,881.00) is rescinded from

131 local funds;

132 (6) Department of Public Works: \$36,579,834.00 is added to local funds;

133 (7) District Department of Transportation: \$467,564.00 is added to local

134 funds;

135 (8) Office of the People's Counsel: (\$29,084.00) is rescinded from local

136 funds;

137 **Financing and Other**

138 The appropriation for Financing and Other is decreased by (\$160,358,113.07)

139 (comprising (\$150,109,816.07) rescinded from local funds, \$1,299,000.00 added to

140 special purpose revenue funds, and (\$11,547,297.00) rescinded from dedicated taxes), to

141 be allocated as follows:

142 (1) Convention Center Transfer: (\$14,051,297.00) is rescinded from

143 dedicated taxes;

144 (2) Highway Transportation Fund - Transfers: \$3,803,000.000 is added

145 (comprising \$1,299,000.00 added in special purpose revenue funds and \$2,504,000.00

146 added in dedicated taxes);

147 (3) Pay-As-You-Go Capital Fund: (\$6,730,805.07) is rescinded from local

148 funds;

149 (4) Repayment of Emergency and Contingency Cash Reserve:

150 \$22,011,989.00 is added to local funds;

151 (5) Repayment of Loans and Interest: (\$95,000,000.00) is rescinded from

152 local funds;

153 (6) Workforce Investments: (\$70,391,000.00) is rescinded from local

154 funds;

155 **Enterprise and Other Funds**

156 The appropriation for Enterprise and Other Funds is decreased by

157 (\$16,292,604.00) in enterprise and other funds, to be allocated as follows:

158 (1) Housing Production Trust Fund: (\$10,000,000.00) is rescinded from

159 enterprise and other funds;

160 (2) University of District of Columbia: (\$2,982,698.00) is rescinded from

161 enterprise and other funds;

162 (1) Washington Convention and Sports Authority: (\$3,309,906.00) is

163 rescinded from enterprise and other funds;

164 Sec. 3. Children’s National Hospital grant.

165 Section 2032 of the Deputy Mayor for Planning and Economic Development

166 Limited Grant-Making Authority Act of 2012, effective September 20, 2012 (D.C. Law

167 19-168; D.C. Official Code § 1-328.04), is amended by adding a new subsection (rr) to

168 read as follows:

169 “(rr) Notwithstanding the Grant Administration Act of 2013, effective December

170 24, 2013 (D.C. Law 20-61; D.C. Official Code § 1-328.11 *et seq.*), the Deputy Mayor

171 may issue one or more grants to Children’s National Hospital for site assessments for a
 172 new hospital campus.”.

173 Sec. 4. Non-lapsing account transfers.

174 (a) Notwithstanding any provisions of law directing the deposit of revenue into, or
 175 limiting the use of funds in, the accounts listed in the following chart, the Chief Financial
 176 Officer shall transfer in Fiscal Year 2026 the following amounts from the certified fund
 177 balances and other revenue in the identified accounts to the General Fund of the District
 178 of Columbia:

Agency Code	Fund Number	Fund Name	Amount (\$)
AM0	1060430	DCPS Rental Revenue	(245,827)
BD0	1010107	Targeted Homeowner Grant Program	(577)
BG0	1010094	Disability Compensation	(1,125,622)
BV0	1060427	Child Wealth Investment Fund	(973,386)
BX0	1011002	Dedicated Taxes	(6,837,980)
CB0	1060094	Litigation Support Fund	(1,280,147)
CE0	1010105	Library Collections Account	(287,831)
CE0	1010109	Books from Birth	(170,265)
CR0	1060267	OPLA - Special Account	(457,052)
DB0	1010016	Housing Preservation Fund	(623,383)
EB0	1060063	Industrial Revenue Bond Program	(444,879)
EB0	1011013	Comprehensive Housing Task Force	(1)
EN0	1060134	Small Business Capital Access Fund	(8,000)
EN0	1060303	Streetscape Loan Relief Fund	(1,050)
FO0	1010043	Private Security Camera Incentive Fund	(4,000)
GA0	1060135	DHHS Afterschool Programs-Copayment	(34,738)
GD0	1010213	Early Childhood Educator Pay Equity Fund	(101,627)
GD0	1010110	Common Lottery Board Fund	(17,641)
GD0	1010112	School Safety and Positive Climate Fund	(52)
HC0	1060157	Health Facility Fee	(10,627)
HC0	1060171	ICF/MR Fees and Fines	(3,810)
HC0	1060050	SHPDA Fees	(501)
HT0	1011007	Healthy DC Fund	(3,517,355)
HT0	1060386	Individual Insurance Market Affordability and Stability	(1,323,647)

HT0	1011019	Outpatient Hospital Directed Payments Provider Fee Fund	(724,386)
HT0	1011018	Inpatient Hospital Directed Payments Provider Fee Fund	(631,766)
HT0	1060138	Assessment Fund	(52,210)
JA0	1060039	SSI Payback	(187,170)
KA0	1060281	DC Circulator Fund - NPS Mall Route	(2,024,684)
KA0	1060338	Parking Meter Pay-By-Phone Transaction Fee	(455,268)
KA0	1060280	Washington Metropolitan Area Transit Authority Projects	(27,128)
KE0	1011002	Dedicated Taxes (Parking Tax)	(1,294,274)
KE0	1060019	Parking Meter WMATA	(291,395)
KG0	1060363	Air Quality Construction Permits	(719,713)
KG0	1060184	Anacostia River Clean Up Fund	(542,582)
KG0	1060154	Storm Water Fees	(95,723)
KG0	1060332	Special Energy Assessment Fund	(93,589)
KG0	1010161	CRIAC Relief Fund	(6,988)
KG0	1060368	Economy II	(669)
KG0	1060174	Renewable Energy Development Fund	(3,687,091)
KT0	1060288	Solid Waste Disposal Fee Fund	(2,764,486)
LQ0	1060374	ABC - Import and Class License Fees	(1,000,000)
RJ0	1060146	Subrogation Fund	(148,350)
RM0	1060123	Agreement with Independent Agencies	(1,500)
SR0	1060242	Insurance Assessment	(596,190)
SR0	1060240	HMO Assessment	(87,373)

179

180

(b) The amounts identified in subsection (a) of this section shall be made

181

available as set forth in the approved Fiscal Year 2026 Budget and Financial Plan, as

182

revised by this act.

183

Sec. 5. Capital project funding rescissions and increases.

184

In Fiscal Year 2026, the capital project appropriations for Fiscal Year 2026 shall

185

be increased and decreased as set forth in the following chart:

Proj#	Fund Type	Project Name	Adjustment
100347	3030300	General Improvement- Libraries	1,000,000.00
101257	3030300	Manor Park/Brightwood Library	(1,000,000.00)
100063	3030300	HVAC Replacement - DCPS	6,955,458.00

100064	3030300	General Miscellaneous Repairs - DCPS	(30,180.66)
100070	3030300	Project Management Prof. Fees and Contingency	(42,323.91)
100071	3030300	High School Labor - Program Management	(376,173.00)
100112	3030300	Miner ES - Modernization/Renovation	(30,000.00)
100122	3030300	Coolidge HS Cafeteria Addition	(1,492,067.20)
100270	3030300	Bruce Monroe ES @ Parkview ES Modernization	(13,224.28)
100293	3030300	Bancroft ES Modernization/Renovation	(7,839.25)
100427	3030304	Technology Modernization Initiative	(1,820,000.00)
100428	3030300	Capital Labor Project	(2,963,650.00)
100480	3030300	Equipment Acquisition - DDOT	86,406.24
100480	3030301	Equipment Acquisition - DDO	(86,406.24)
100496	3030300	Bus Priority and Efficiency Initiative	159,368.57
100496	3030300	Bus Priority and Efficiency Initiative	20,134.20
100496	3030301	Bus Priority and Efficiency Initiative	(159,368.57)
100496	3030301	Bus Priority and Efficiency Initiative	(20,134.20)
100496	3030304	Bus Priority and Efficiency Initiative	(967,985.53)
100498	3030300	H Street Bridge	(61,000,000.00)
100499	3030300	Pedestrian Bridge - Parkside	(236,118.40)
100499	3030301	Pedestrian Bridge - Parkside	(250,000.00)
100499	3030314	Pedestrian Bridge - Parkside	(791,782.65)
100499	3030332	Pedestrian Bridge - Parkside	(467,767.32)
100501	3030300	Stormwater Management	(585,951.00)
100514	3030300	Street Repair Materials	4,000,000.00
100517	3030300	Concrete, Asphalt, and Brick Maintenance	64,253.77
100517	3030301	Concrete, Asphalt, and Brick Maintenance	(64,253.77)
100520	3030300	Hazardous Road Segments Improvements Pool	(608,457.68)
100520	3030300	Hazardous Road Segments Improvements Pool	110,212.50
100520	3030301	Hazardous Road Segments Improvements Pool	(110,212.50)
100521	3030300	Buzzard Point Streets	(140,399.78)
100522	3030300	Alley Rehabilitation	58,274.17
100522	3030301	Alley Rehabilitation	(58,274.17)
100537	3030300	Kennedy Street Streetscapes	142,678.87
100537	3030301	Kennedy Street Streetscapes	(142,678.87)
100538	3030300	Neighborhood Streetscape	(47,094.16)
100543	3030300	Prevention of Flooding in Bloomingdale/LeDroit	(137,272.56)
100551	3030300	Maryland Avenue Streetscape	(2,637,325.23)
100553	3030300	Cleveland Park Streetscapes	(1,208,843.51)
100554	3030300	Florida Avenue NW (9th to Sherman)	(42,000.64)
100556	3030300	Florida Avenue NE (2nd to 14th)	(50,336.83)
100557	3030300	Phase II Cleveland Park Stormwater Management	(10,390.30)
100558	3030300	Tenley Plaza	(605,735.88)

100559	3030300	Van Ness Commercial Corridor	(441,264.61)
100560	3030300	Chestnut St from Western Ave to Oregon Ave	(529,216.82)
100561	3030300	Eastern Ave NE Rehabilitation	(202,927.66)
100562	3030300	Florida Ave And New York Ave NE Intersection	7,226.05
100562	3030301	Florida Ave And New York Ave NE Intersection	(7,226.05)
100563	3030300	African American Civil War Museum Street	(8,590.22)
100565	3030300	Macomb Street, NW Reconstruction	(102,503.74)
100571	3030300	Streetscapes and Beautification	(3,835,961.74)
100571	3030300	Streetscapes and Beautification	333,543.88
100571	3030300	Streetscapes and Beautification	40,309.19
100571	3030301	Streetscapes and Beautification	(333,543.88)
100571	3030301	Streetscapes and Beautification	(40,309.19)
100577	3030304	Transit Hubs	(355,674.00)
100578	3030304	Bus Priority and Efficiency Initiative	(740,293.76)
100622	3030300	Sidewalk Network Expansion	350,000.00
100622	3030301	Sidewalk Network Expansion	(350,000.00)
100623	3030300	Sidewalks	(74.50)
100625	3030300	Livability Design Projects	(225,413.67)
100630	3030300	Eastern Downtown Cycletrack	(948.22)
100633	3030300	Georgetown Livability	(6,133.99)
100637	3030300	Bicycle And Pedestrian Safety Implementation	(778,623.39)
100639	3030300	Safety Infrastructure Around Schools	(648,693.84)
100640	3030300	Vision Zero Improvement Hardening	(144,499.25)
100641	3030300	Safety and Mobility	(509,988.00)
100649	3030300	GI Design and Installation	(876.88)
100653	3030300	Bridge Rehabilitation	(238,541.45)
100744	3030300	Neighborhood Parking Performance Fund	(3.22)
100870	3030300	H St/Benning/K St Line	1,000,000.00
100870	3030301	H St/Benning/K St Line	(1,000,000.00)
100872	3030300	Benning Road Bridges/Transportation Improvement	27,558,825.00
100879	3030301	Local Streets Ward 1	(194,838.98)
100880	3030300	Local Streets Ward 2	(212,842.59)
100880	3030301	Local Streets Ward 2	(288,463.85)
100882	3030301	Local Streets Ward 4	(229,766.62)
100883	3030300	Local Streets Ward 5	(80,364.01)
100883	3030301	Local Streets Ward 5	(24,795.25)
100883	3030301	Local Streets Ward 5	(4,000.00)
100886	3030301	Local Streets Ward 8	(157,363.66)
100887	3030300	Stormwater Management	(719,506.17)
100891	3030300	Trails - Master Project	(344,599.60)
100895	3030300	Trails	(631,187.41)

100895	3030300	Trails	2,495.69
101124	3030300	S St from 4th St to 7th St NW	(1,500,000.00)
101125	3030300	Langston and Carver Streetscapes	(2,756.25)
101142	3030300	East Capitol St Corridor Mobility and Safety	(1.05)
101149	3030300	M St SE/SW Safety and Mobility Improvements	(7,225.00)
101185	3030300	Local Street Paving	406,882.77
101185	3030301	Local Street Paving	(406,882.77)
101193	3030300	I-295 Reconnecting Communities	719,286.18
101193	3030301	I-295 Reconnecting Communities	(719,286.18)
101194	3030300	Safe Streets for Students	(3,534,971.94)
101227	3030300	Alaska and Geranium Street Safety Improvement	(300,000.00)
101236	3030300	Traffic Safety Inputs	(5,000,000.00)
101256	3030300	Black Lives Matter Plaza Asset Preservation	(4,916.44)
TBD1	3030309	UMC Demo	7,700,000.00
100251	3030300	Emergency and Temporary Housing Upgrades	2,005,591.00
100477	3030300	Case Management System	(53.80)
101266	3030300	V Street Renovation	(2,000,000.00)
TBD2	3030300	Additional Bridge Housing Location	25,000,000.00
100375	3030309	Saint Elizabeths East Campus Infrastructure	2,000,000.00
100377	3030301	Children's National Campus Site Feasibility Studies	1,000,000.00
100380	3030300	New Communities	(9,500,000.00)
100385	3030300	Hill East	(1,500,000.00)
101249	3030309	Capital One	40,000,000.00
101404	3030300	RFK Campus	(7,761,098.00)
100954	3030301	Destiny Replacement Project	(3,083,000.00)
100954	3030304	Destiny Replacement Project	3,083,000.00
100054	3030300	Fort Totten Trash Transfer Station	(82,037.69)
100941	3030304	DPW - Fleet Vehicles > \$275k	(611,569.64)
100942	3030304	DPW - Fleet Vehicles > \$100k	(2,691,249.73)
100943	3030304	DPW - Fleet Vehicles > \$50k	(38,359.56)
100944	3030304	DPW - Fleet Vehicles < \$50k	(343,805.74)
100945	3030304	Heavy Duty /Off Road	1,541,279.31
100946	3030304	Medium Duty	3,251,754.68
100947	3030304	Light Duty	382,165.30
101387	3030300	DPW Fort Totten Trash Transfer Station	(38,647.78)
100018	3030300	Evidence Impound Lot Renovation	(15,367.99)
100025	3030300	Detention Area Renovations	(1,398.00)
100395	3030304	Motorcycles, Scooters, and Trailers - MPD	(489,702.78)
100396	3030304	Wreckers and Trailers - MPD	(553,267.63)
100398	3030304	Marked Cruisers - MPD	2,588,476.00
100403	3030304	CCTV/ShotSpotter Integration	(173,440.48)

100405	3030304	Crime Fighting Technology	990,000.00
100406	3030304	Data Warehouse and Analytics Modernization	(103.99)
100546	3030304	CCTV Streetlight	(250,000.00)
101016	3030304	Bidirectional Amplifiers for Radio Cover	(616,068.68)
101020	3030304	FirstNet Distributed Antenna System Deployment	(417,126.01)
101394	3030304	Armored Personnel Carrier	(72,000.00)
TBD3	3030304	DCMR Project	750,000.00

186

187

Sec. 6. Fiscal impact statement.

188

The Council adopts the fiscal impact statement of the Chief Financial Officer as

189

the fiscal impact statement required by section 4a of the General Legislative Procedures

190

Act of 1975, approved October 16, 2006 (120 Stat. 2038; D.C. Official Code § 1-

191

301.47a).

192

Sec. 7. Effective date.

193

(a) This act shall take effect following approval by the Mayor (or in the event of

194

veto by the Mayor, action by the Council to override the veto), a 30-day period of

195

Congressional review as provided in section 602(c)(1) of the District of Columbia Home

196

Rule Act, approved December 24, 1973 (87 Stat. 813; D.C. Official Code § 1-

197

206.02(c)(1)), and publication in the District of Columbia Register.

198

(b) This act shall expire after 225 days of its having taken effect.